



I would like to welcome you to the newly elected Arts Council! These children will help support all the 'arts' learning that happens in St Anselm's. This includes:

- Dance
- Drama
- Music
- Photography

Autumn 1 Newsletter 2020-21

Introducing the new Arts Council.....



Matthew



Lily



Sonia



Alice

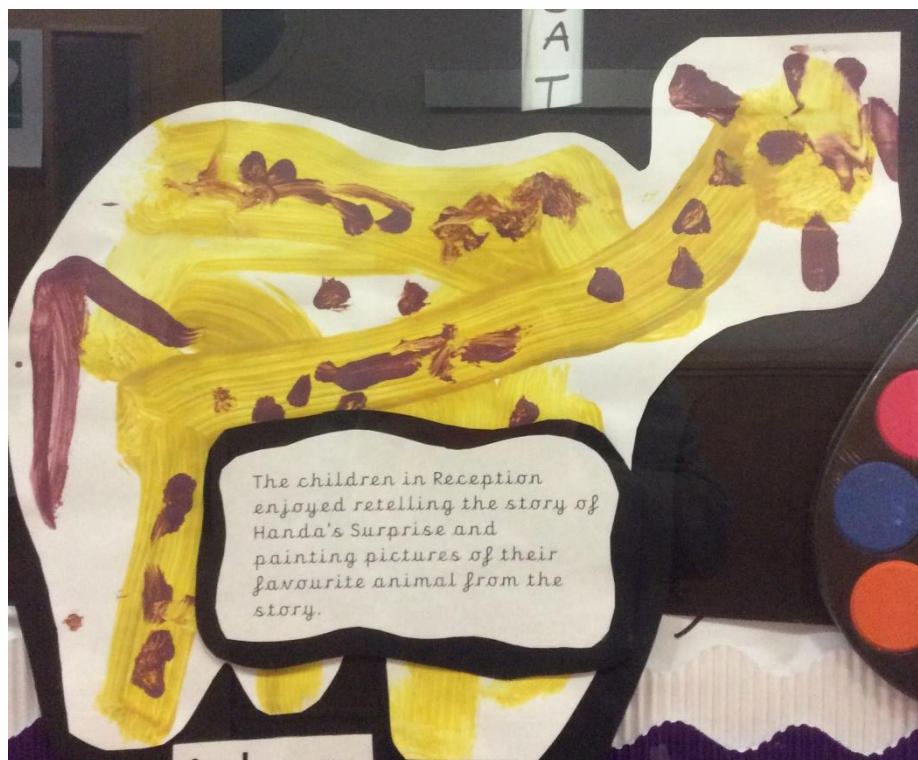


Gwen



Aoife

In Reception the children enjoyed the story of Handa's Surprise and painting pictures of their favourite animal from the story.






YEAR ONE

During International Week we looked at the country China!
The children really enjoyed creating Chinese Lanterns and Chinese flags.
The children also took part in Chinese dancing.



In Art we have been looking at the famous artist Stephen Wiltshire who specialised in creating landscapes using pencils and pens.
The children have practised using different types of pencils to create lines and shapes.
The children have also been looking at 'tone' what is light and dark.





In Year 2, we started the year by creating our wonderful 'marvellous me' **self-portraits**.





Then we learned about Kenya and created an **African necklace** just like the ones worn by people in the Maasai Mara Tribe. We also performed an **African dance** with our necklaces on!



On Spanish Day, we created these super **Spanish fans** while listening to lots of different **Spanish music** like the fabulous flamenco!

In History, Year 3 are learning about the Stone Age. The Stone Age was a period of history before we had written or photographic records of life. During international Week, year 3 were given the opportunity to examine pictures of cave art from the Stone Age within British Caves. The children identified common images in the cave paintings and considered what they tell us about life in the Stone Age. After learning about how Stone Age artists created their cave paintings, year 3 got the chance to get creative with their own versions of prehistoric cave art using charcoal and watercolour to aid them in their work.



In Year 4 during International week, we created some wonderful Roman Mosaics in our Art and Design lessons. This helped support our learning for our topic on 'The Roaming Romans!'



On Spanish Day, we decided to look at the Spanish Calavera Tiles. We compared to Roman mosaics and discussed their similarities and differences and then, we had a go at our making our own!




In History this term, Year 5 have been exploring World War One. They created silhouette sunset paintings to depict soldiers at war. They mixed different paints together and cut out back card WW1 figures and structures to give this great effect.



During International Week, the children got extremely creative. They were dancing, singing, cooking and much more. They even had the chance to make Australian Aboriginal art boomerangs during our Australian themed day.




In PSHE, the children have been hard at work designing worry boxes for our class. They had the specification that it would have to fit on the RE table, it had to be welcoming and be able to securely store messages for the teacher.



During our topic of WW1, the children became soldiers, training during their PE lessons participating in marching drills, team building and fitness training. This drama based activity encouraged the children to work together and understand what army training could be like.





In Year 6, we started the year by creating our wonderful 'All about me' **illustrations**.



Then we learned light and created **Shadow Puppets**. We created and performed a **play** about WW2 using the puppets.



Throughout our WW2 topic, we have used **drama** as a tool to help inspire our writing.